



**INDEX:**

- P.1 Overview
- P.2 Foundation
- P.3 First floor
- P.4 Roof planes
- P.5 Elevation 1,2 Floor & wall details
- P.6 Elevation 3,4 Roof details
- P.7 Cross section 6,7,8
- P.8 Schedules
- P.9 Plumbing layout

NO.	DESCRIPTION	BY	DATE

Note: All materials and/or structural components to be specified by builder or engineer

**PROJECT DESCRIPTION:**  
**3 Bedroom 1 bay Unit Lot #2**  
 Work force housing  
 Three Peaks, LLC



**DATE:**

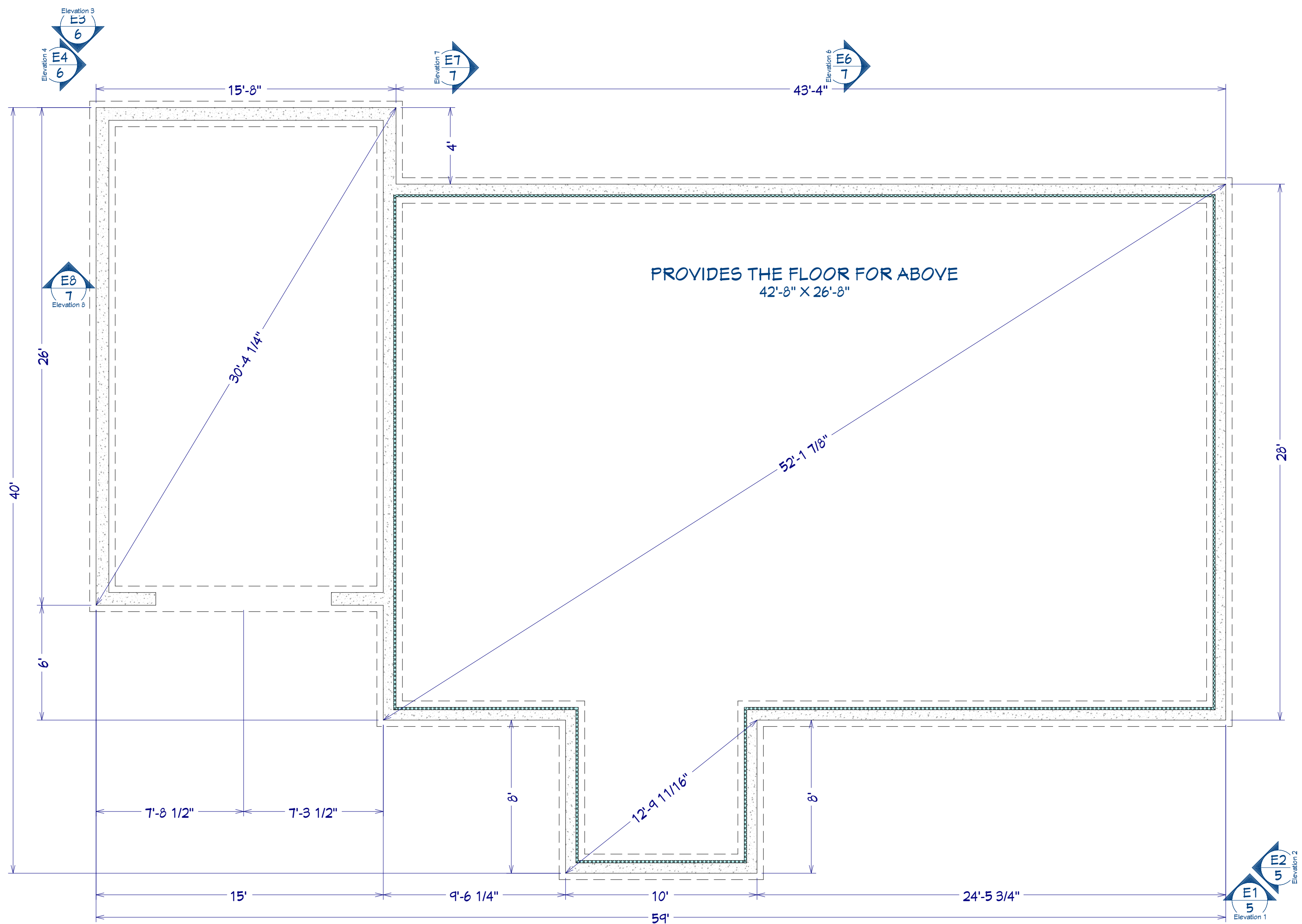
5/25/2026

**SCALE:**

1/4" / 1'

**SHEET:**

**A-1**



NO.	DESCRIPTION	BY	DATE

Note: All materials and/or structural components to be specified by builder or engineer

PROJECT DESCRIPTION:  
**3 Bedroom 1 bay Unit Lot #2**  
 Work force housing  
 Three Peaks, LLC



DATE:

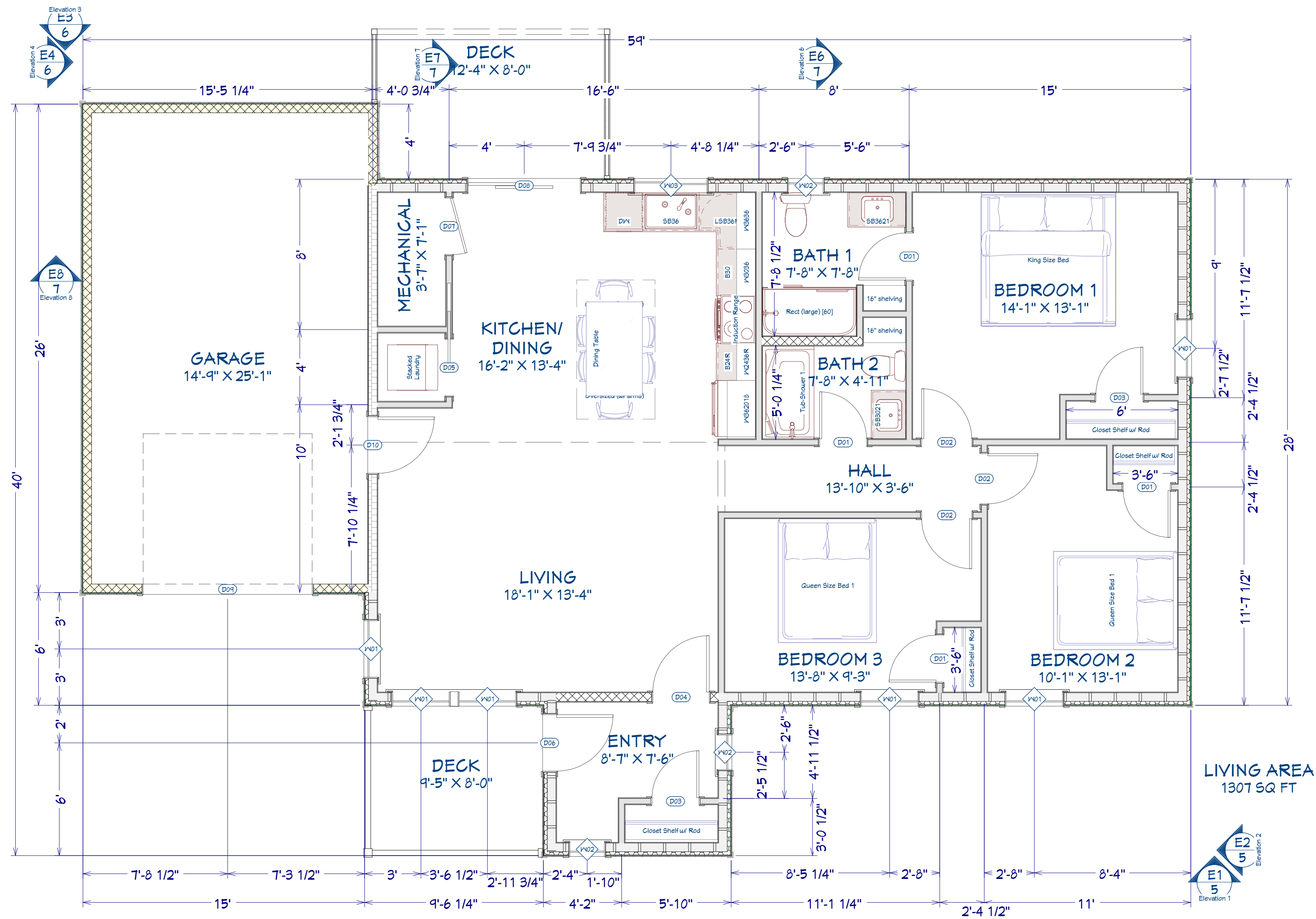
5/25/2026

SCALE:

1/4" / 1'

SHEET:

**A-2**



1st Floor

NO.	DESCRIPTION	BY	DATE

**Note: All materials and/or structural components to be specified by builder or engineer**

**PROJECT DESCRIPTION:**  
**3 Bedroom 1 bay Unit Lot #2**  
 Work force housing  
 Three Peaks, LLC

DATE:

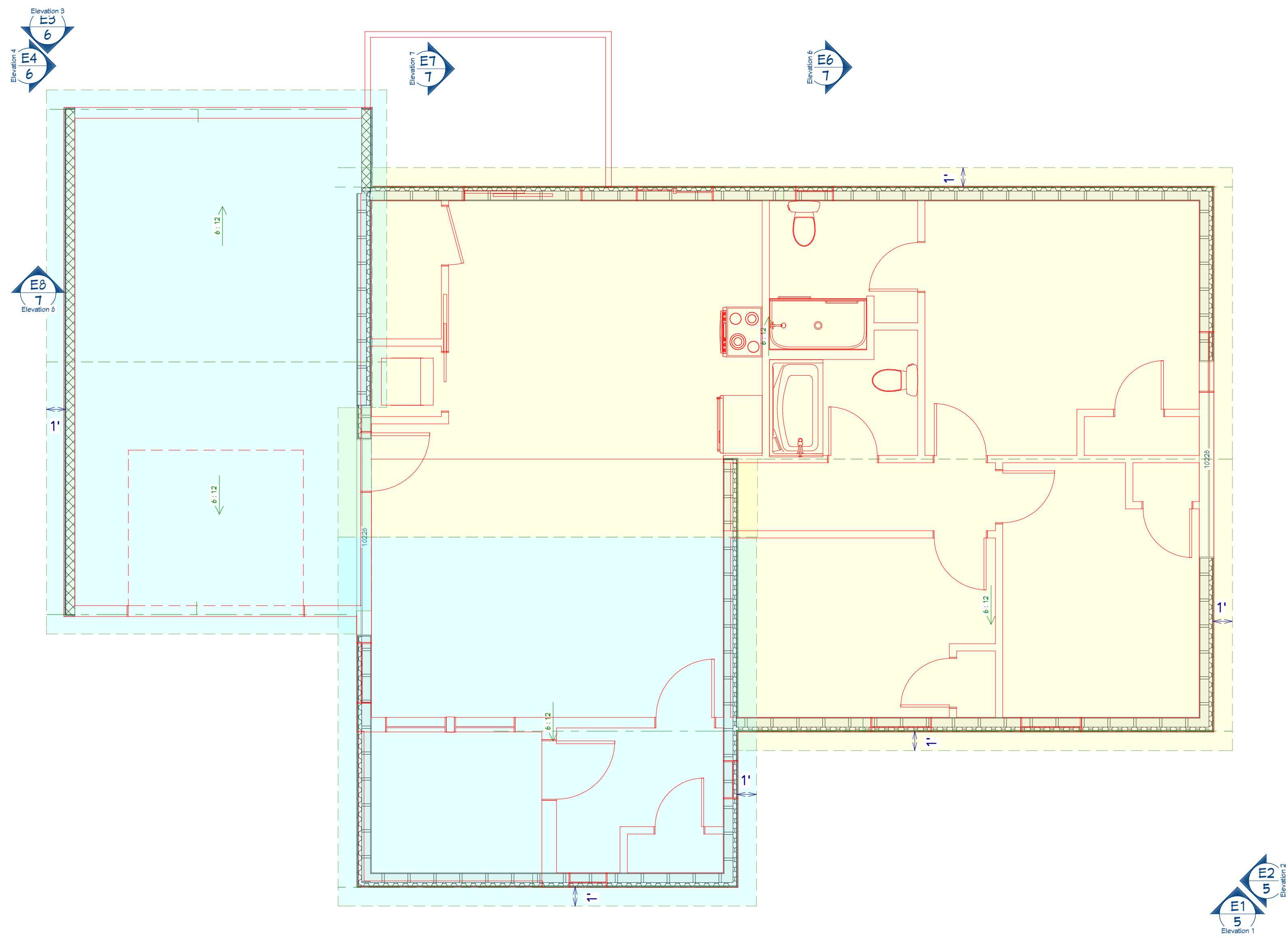
5/25/2026

SCALE:

1/4" / 1'

SHEET:

**A-3**



Roof Planes

NO.	DESCRIPTION	BY	DATE

Note: All materials and/or structural components to be specified by builder or engineer

PROJECT DESCRIPTION:  
**3 Bedroom 1 bay Unit Lot #2**  
 Work force housing  
 Three Peaks, LLC

DATE:

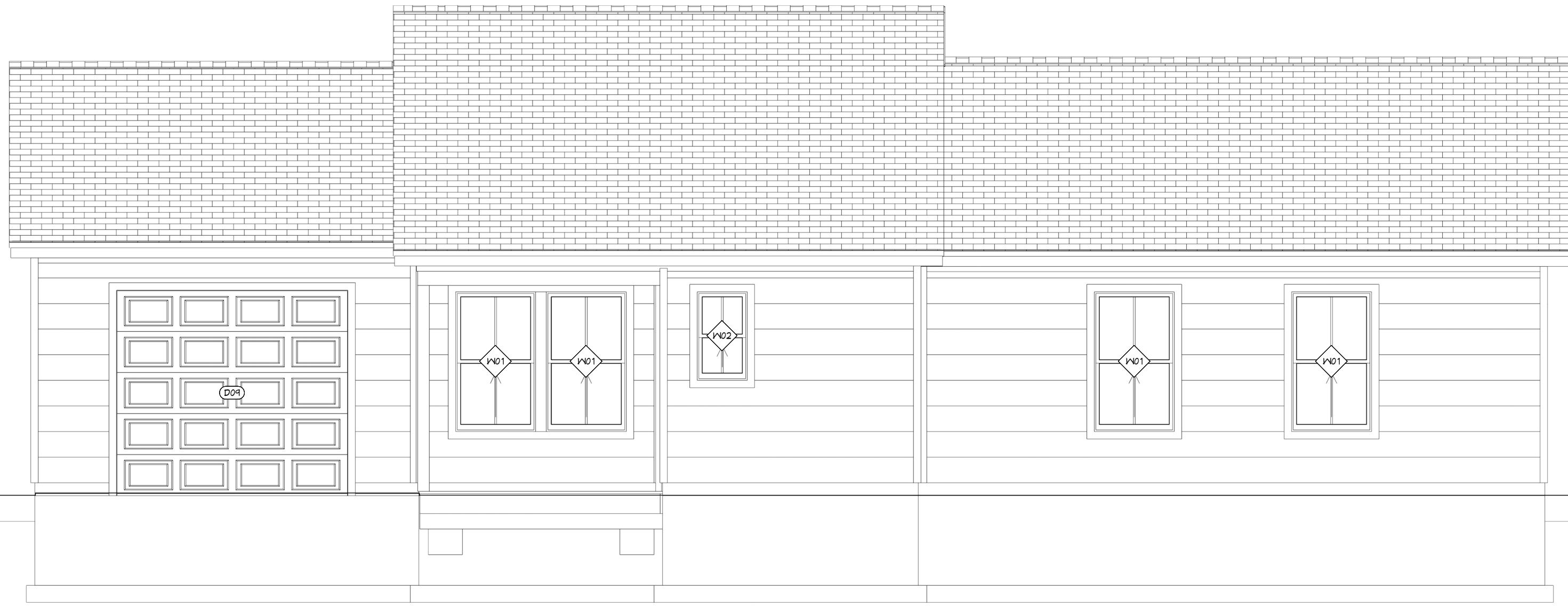
5/25/2026

SCALE:

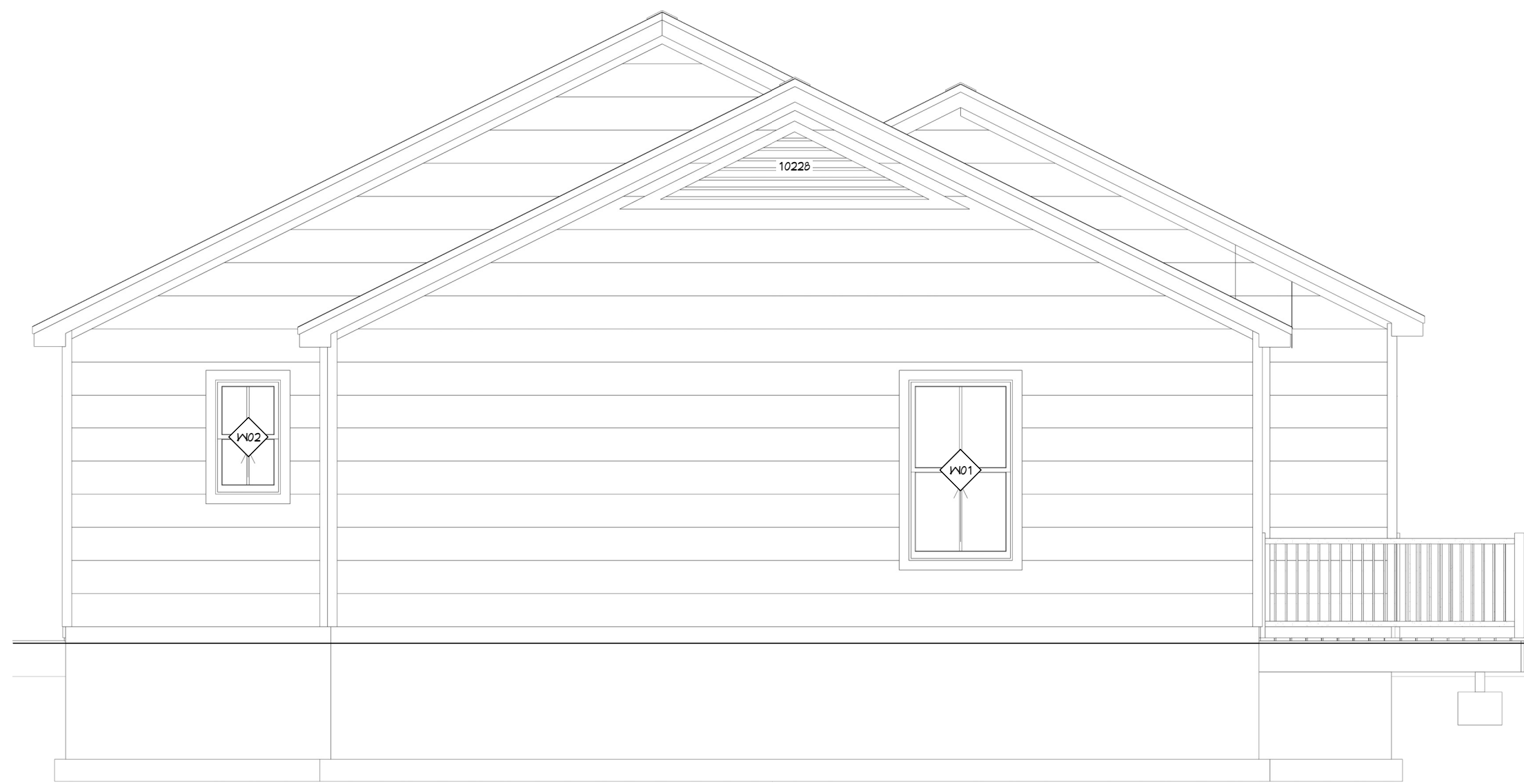
1/4" / 1'

SHEET:

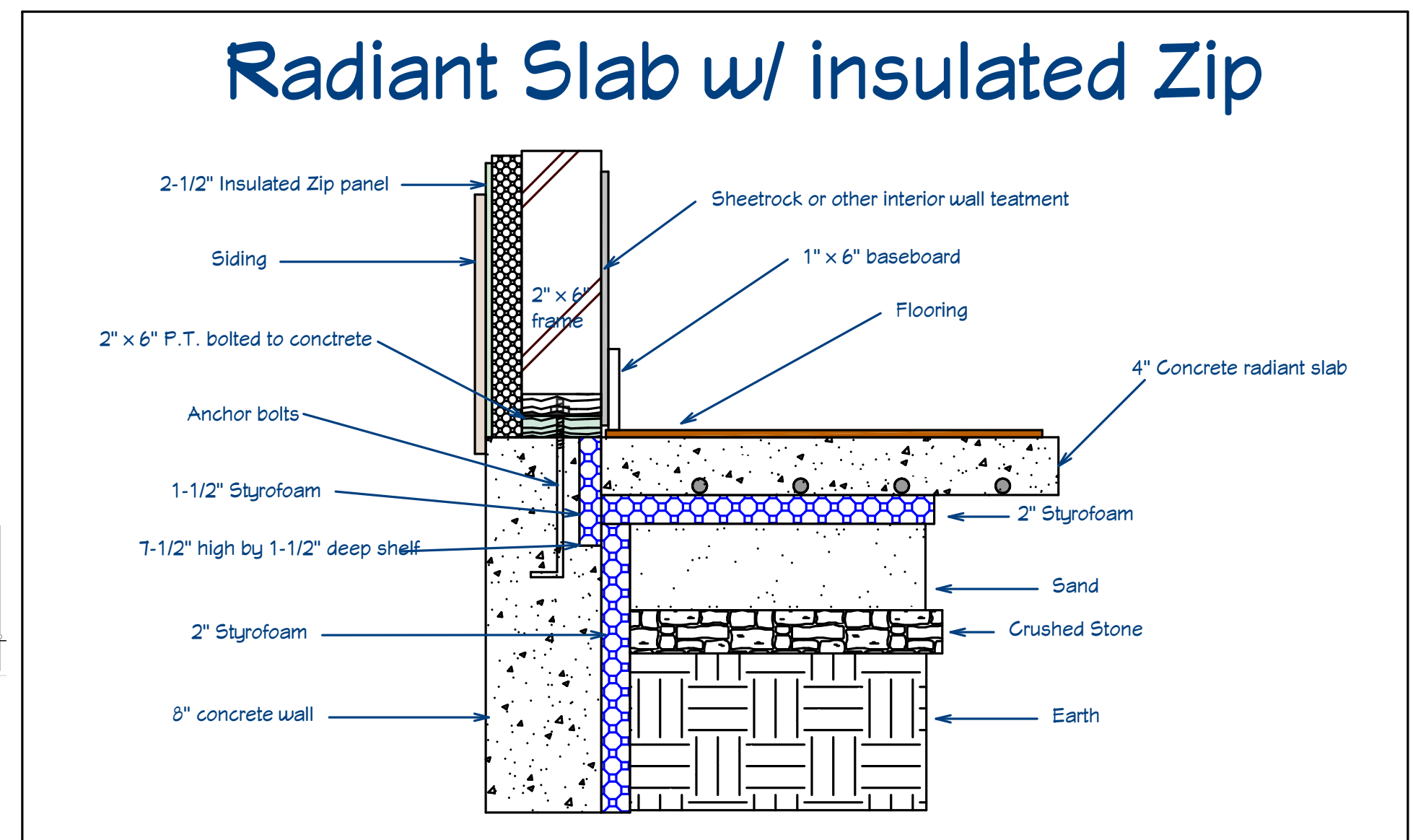
**A-4**



Elevation 1



Elevation 2



Radiant floor w/2-1/2" insul. zip 2

NO.	DESCRIPTION	BY	DATE

Note: All materials and/or structural components to be specified by builder or engineer

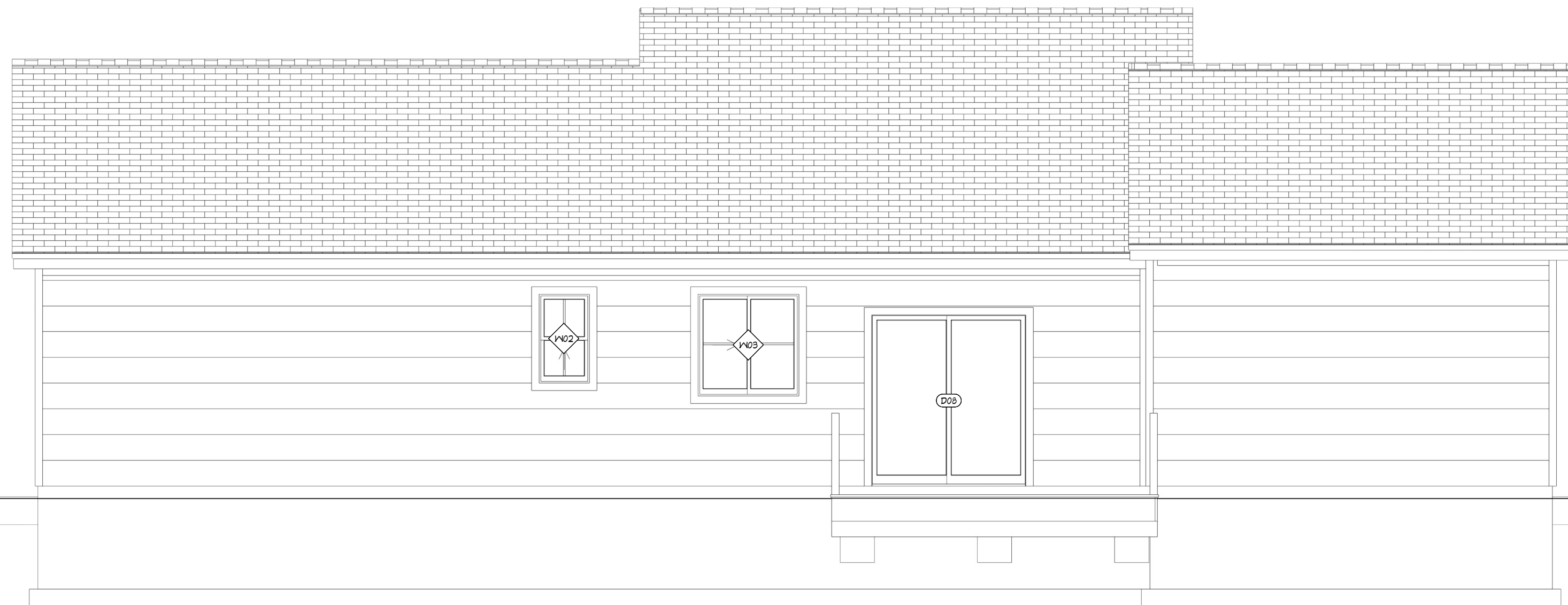
PROJECT DESCRIPTION:  
**3 Bedroom 1 bay Unit Lot #2**  
 Work force housing  
 Three Peaks, LLC



DATE:  
5/25/2026

SCALE:  
1/4" / 1'

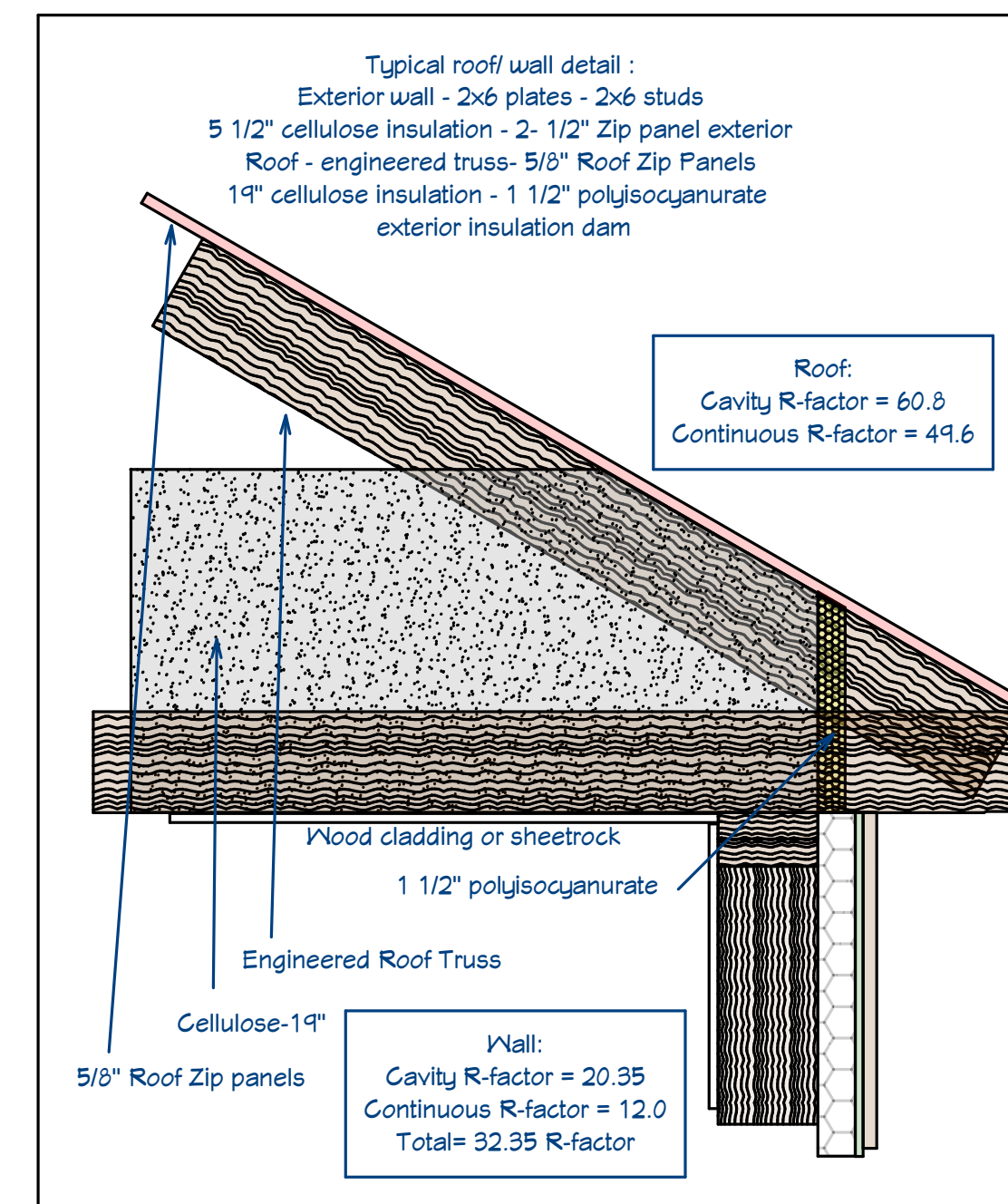
SHEET:  
**A-5**



Elevation 3



Elevation 4



MUBEC, Typical engineered roof

NO.	DESCRIPTION	BY	DATE

Note: All materials and/or structural components to be specified by builder or engineer

PROJECT DESCRIPTION:  
3 Bedroom 1 bay Unit Lot #2  
Work force housing  
Three Peaks, LLC



DATE:

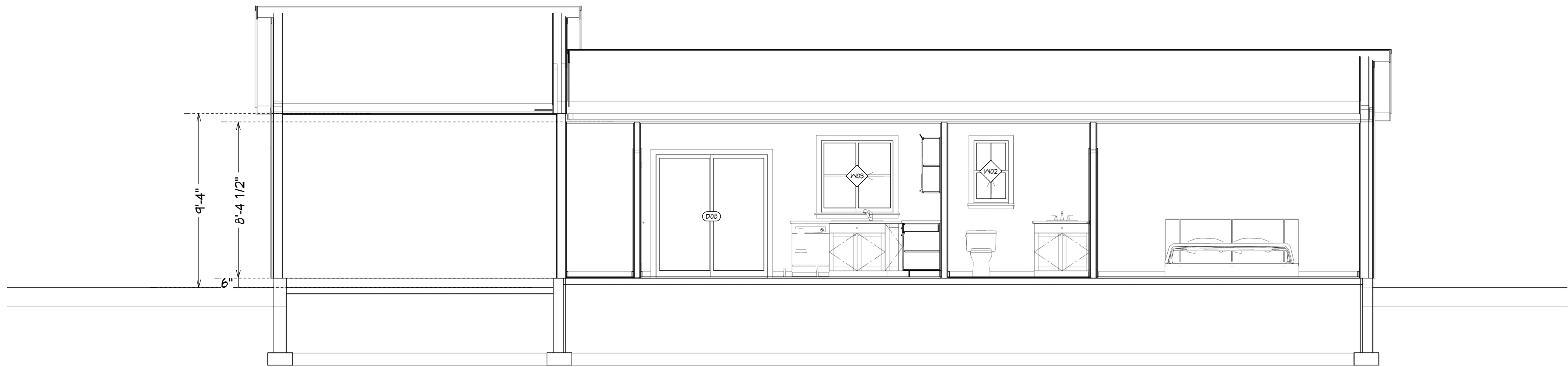
5/25/2026

SCALE:

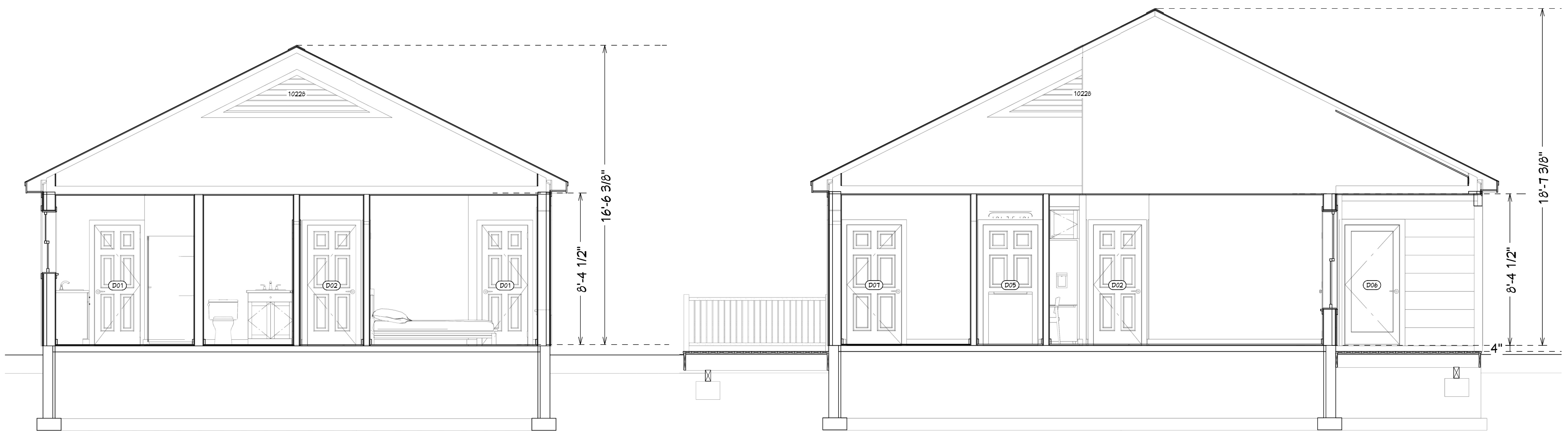
1/4" / 1'

SHEET:

A-6



Elevation 8



Elevation 6

Elevation 7

NO.	DESCRIPTION	BY	DATE

Note: All materials and/or structural components to be specified by builder or engineer


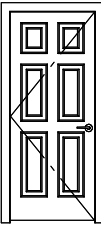
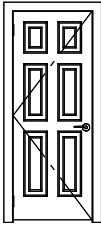
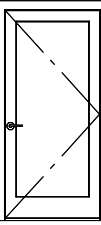
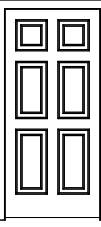
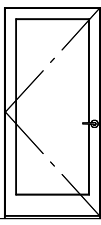
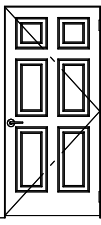
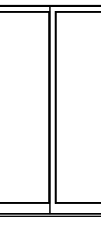

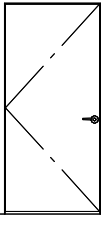
PROJECT DESCRIPTION:  
**3 Bedroom 1 bay Unit Lot #2**  
 Work force housing  
 Three Peaks, LLC

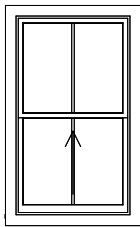
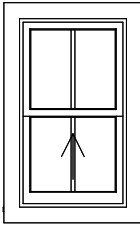
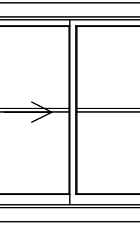










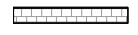
DATE:  
 5/25/2026

SCALE:  
 1/4" / 1'

SHEET:  
**A-7**

DOOR SCHEDULE									
3D EXTERIOR ELEVATION	NUMBER	LABEL	QTY	FLOOR	SIZE	WIDTH	HEIGHT	DESCRIPTION	MANUFACTURER
	D01	2668	4	1	2668 L IN	30"	80"	HINGED-DOOR F04	
	D02	2668	3	1	2668 L IN	32"	80"	HINGED-DOOR F04	
	D03	2668	2	1	2668 R IN	30"	80"	HINGED-DOOR F04	
	D04	3068	1	1	3068 R EX	36"	80"	EXT. HINGED-GLASS PANEL	
	D05	3068	1	1	3068 R	36"	80"	POCKET-DOOR F04	
	D06	3068	1	1	3068 L EX	36"	80"	EXT. HINGED-GLASS PANEL	
	D07	3068	1	1	3068 L IN	36"	80"	HINGED-DOOR F04	
	D08	6068	1	1	6068 L EX	71 1/2"	79 1/2"	EXT. SLIDER-GLASS PANEL	
	D09	9080	1	1	9080	108"	96"	GARAGE-GARAGE DOOR F02	
	D10	3068	1	1	3068 L EX	36"	80"	EXT. HINGED-SLAB	

WINDOW SCHEDULE														
3D EXTERIOR ELEVATION	NUMBER	LABEL	DESCRIPTION	QTY	FLOOR	WIDTH	HEIGHT	TOP	BOTTOM	EGRESS	MANUFACTURER	AREA, ACTUAL (SQ FT)	SHGC	U-FACTOR
	W01	SH 3866	SINGLE HUNG	6	1	37 1/2"	65 1/2"	89 1/2"	24"	YES	MATHEW'S BROS. SPENCER WALCOTT	17.06	0.3	0.3
	W02	SH 2442	SINGLE HUNG	3	1	23 1/2"	41 1/2"	89 1/2"	48"		MATHEW'S BROS. SPENCER WALCOTT	6.77	0.3	0.3
	W03	HS 4842	LEFT SLIDING	1	1	47 1/2"	47 1/2"	89 1/2"	42"		MATHEW'S BROS. SPENCER WALCOTT	15.67	0.3	0.3
TOTALS:												138.54		


WALL SCHEDULE			
2D SYMBOL	WALL TYPE	CAVITY R-VALUE	CONTINUOUS R-VALUE
	INTERIOR-4	0	0
	INTERIOR-6	0	0
	8" CONCRETE STEM WALL W/ 1-1/2" SHELF	0	0
	ROOM DIVIDER	0	0
	EXT. WALL 2X6 CELLU. W/ 2-1/2" INSU. ZIP, LAP	20.35	12
	SIDING-6, GARAGE	0	0
	DECK RAILING/FENCE	0	0
	8" CONCRETE STEM WALL	1.35	1.35
	FIRE-6	21	0

Schedules Detail

NO.	DESCRIPTION	BY	DATE

Note: All materials and/or structural components to be specified by builder or engineer

PROJECT DESCRIPTION:  
**3 Bedroom 1 bay Unit Lot #2**  
 Work force housing  
 Three Peaks, LLC



DATE:

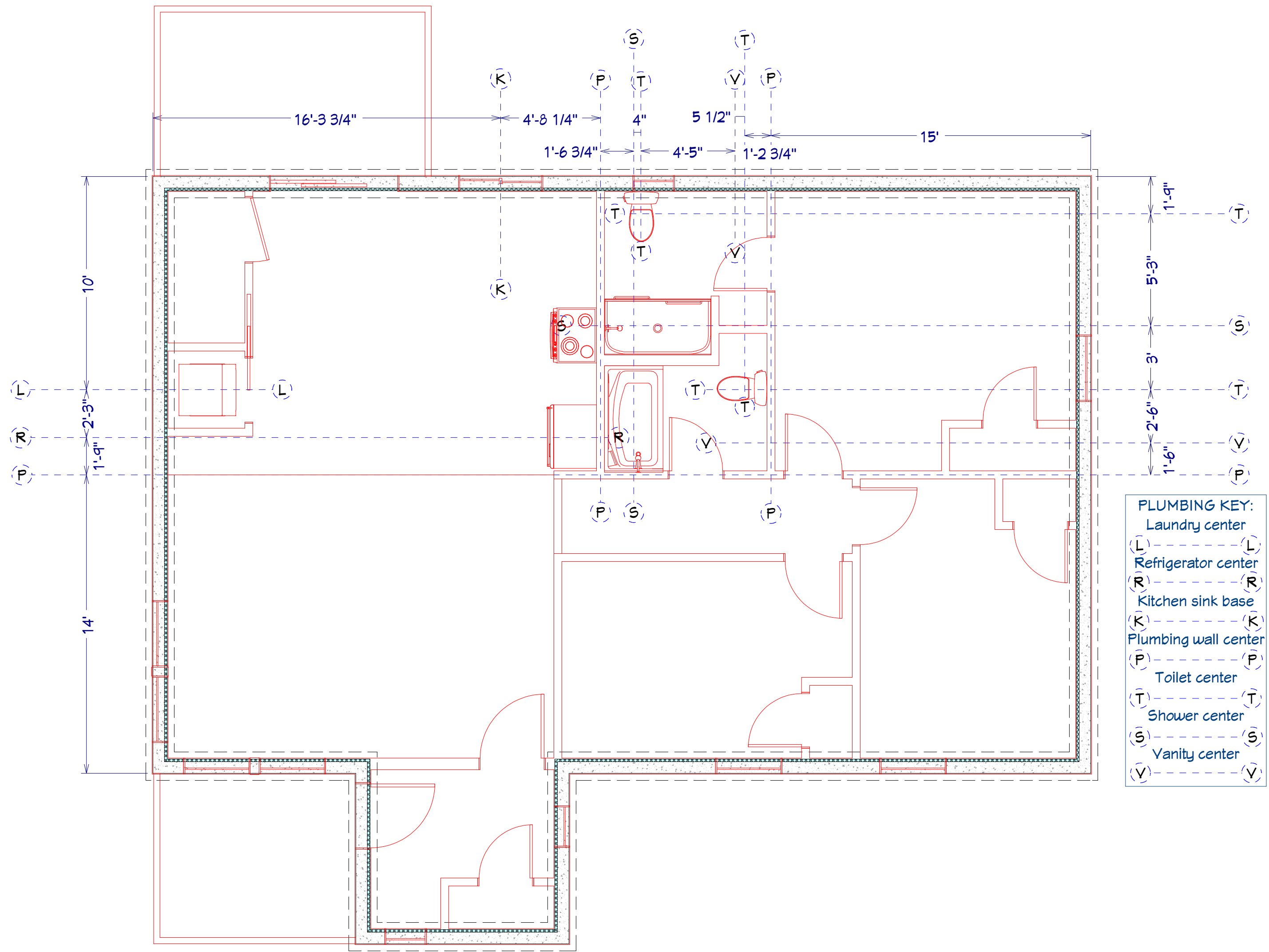
5/25/2026

SCALE:

1/4" / 1'

SHEET:

**A-8**



**PLUMBING KEY:**


- Laundry center
- Refrigerator center
- Kitchen sink base
- Plumbing wall center
- Toilet center
- Shower center
- Vanity center

Foundation

NO.	DESCRIPTION	BY	DATE

Note: All materials and/or structural components to be specified by builder or engineer

PROJECT DESCRIPTION:  
**3 Bedroom 1 bay Unit Lot #2**  
 Work force housing  
 Three Peaks, LLC



DATE:

5/25/2026

SCALE:

1/4" / 1'

SHEET:

**A-9**